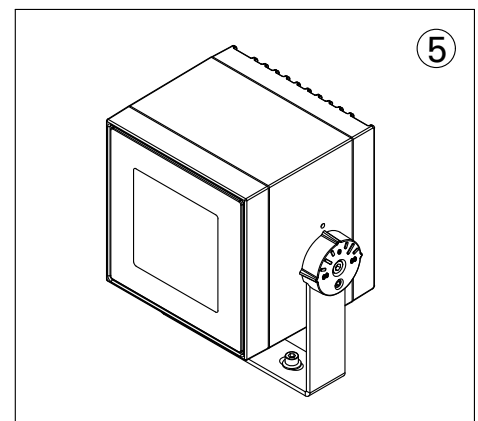
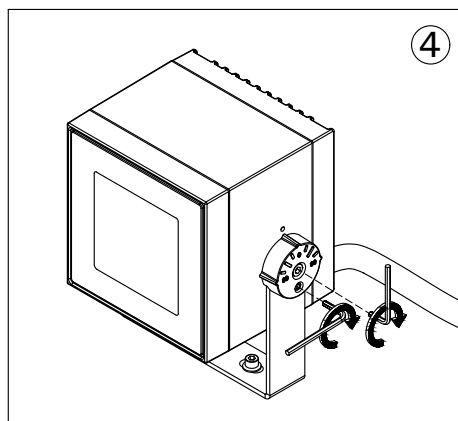
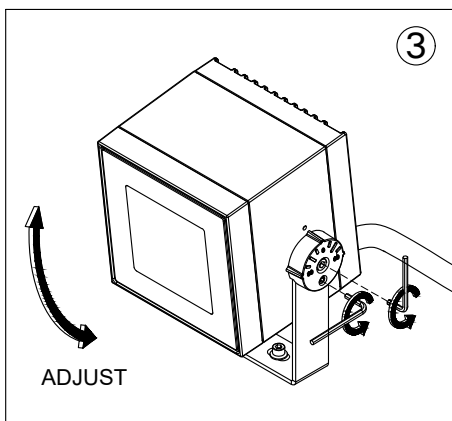
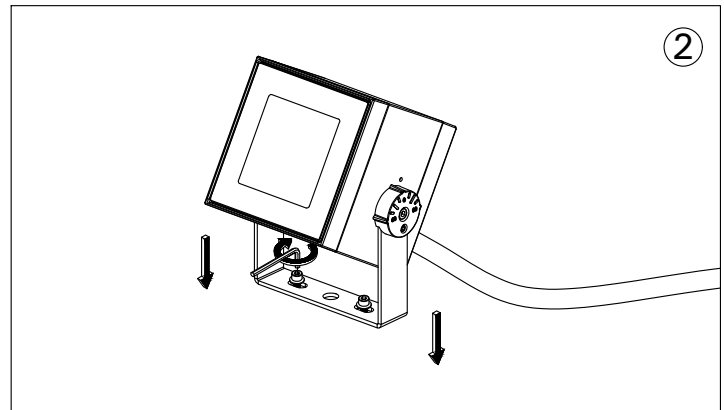
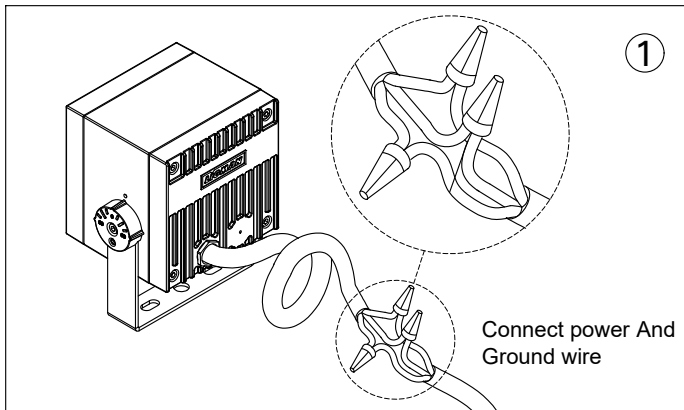
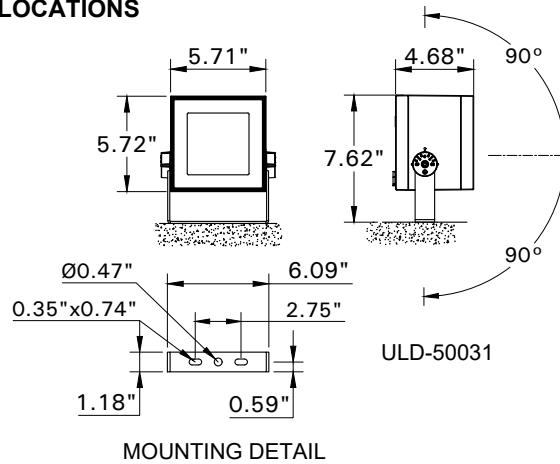
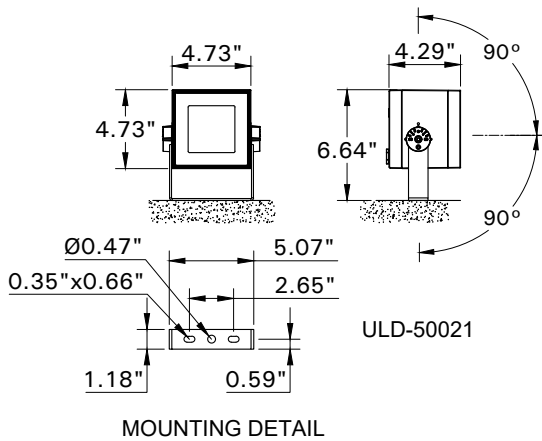


# INSTALLATION AND SERVICE MANUAL

**Ligman**  
LIGHTING USA

For Installation of Lador 3,4 projector LED.  
Model. ULD-50021 and ULD-50031

## Product drawing (dimensions) SUITABLE FOR WET LOCATIONS



### Notice to installer :

**1.WIRING INSTRUCTIONS Warning : RISK OF FIRE AND ELECTRICAL SHOCK. : FIXTURE MUST BE INSTALLED BY A QUALIFIED ELECTRICIAN ONLY>FIXTURE IS INTENDED FOR INSTALLATION IN ACCORDANCE WITH THE NATIONAL ELECTRICAL CODE, LOCAL AND FEDERAL CODE SPECIFICATIONS. DISCONNECT POWER BEFORE SERVICING.**

**2.This fixture has a VOLTAGE SPECIFIC BALLAST,Check that the supply voltage is the same as the installed ballast voltage.**

**Ligman Lighting USA**

7144 NE Progress Court, Hillsboro  
Oregon, 97124, USA  
Tel : 503 645 0500 | Fax : 503 645 8100

[www.ligmanlightingusa.com](http://www.ligmanlightingusa.com)

ULD-50021 30/03/24 REV.0  
1/1

FM-TS-13-1/13-05-2563/Rev.6